

SPEAKING TEST PART 1

01

General conversation

(saying who you are, asking for and giving individual information, spelling)

Say to both candidates:

I'd like you to pretend that you don't know each other. Ask questions to find out as much information as possible about each other.

In this section the examiner invites the candidates to ask each other questions in order to elicit information about personal details, home town, school, jobs, family etc.

At an appropriate point, candidates should be asked to spell something (e. g. name, hometown, e-mail address ...).

Time: 3 minutes

SPEAKING TEST PART 2

01

Responding to visual prompts

(describing and interpreting a picture or a photograph, talking about likes and dislikes)

Say to both candidates:

Now, I'm going to give each of you a photograph.

Candidate A, here is your photograph.

(Hand one of the photographs to Candidate A).

Would you show it to Candidate B and talk about it, please?

Candidate B, you just listen to Candidate A. I'll give you a photograph in a moment.

Candidate A, please tell us what you can see in your photograph.

Approximately one minute.

If there is a need to intervene, prompts rather than direct questions should be used.

Now, Candidate B, here is your picture.

(Hand the second photograph to Candidate B).

Would you show it to Candidate A and tell him/her about it, please?

Approximately one minute.

Say to both candidates:

Your photographs show **people celebrating**. Now, I'd like you to talk together about days that are special for **you** and what you **do** to celebrate on those days.

Allow the candidates enough time to complete the task without intervention.

Prompt only if necessary.

Time: 5 minutes



SPEAKING TEST PART 3

01

Simulated situation

(making and responding to suggestions, agreeing and disagreeing; making choices)

Say slowly to both candidates:

I'm going to describe a situation to you.

A **school** in your area wants to open a shop for students. Talk together about the type of things the shop should **sell** and which things will be the most **popular**. Explain why and discuss your opinions.

Here is a picture with some ideas to help you.

Hand over the picture sheet to the candidates.

Just think for a few seconds.

Pause

I'll say that again.

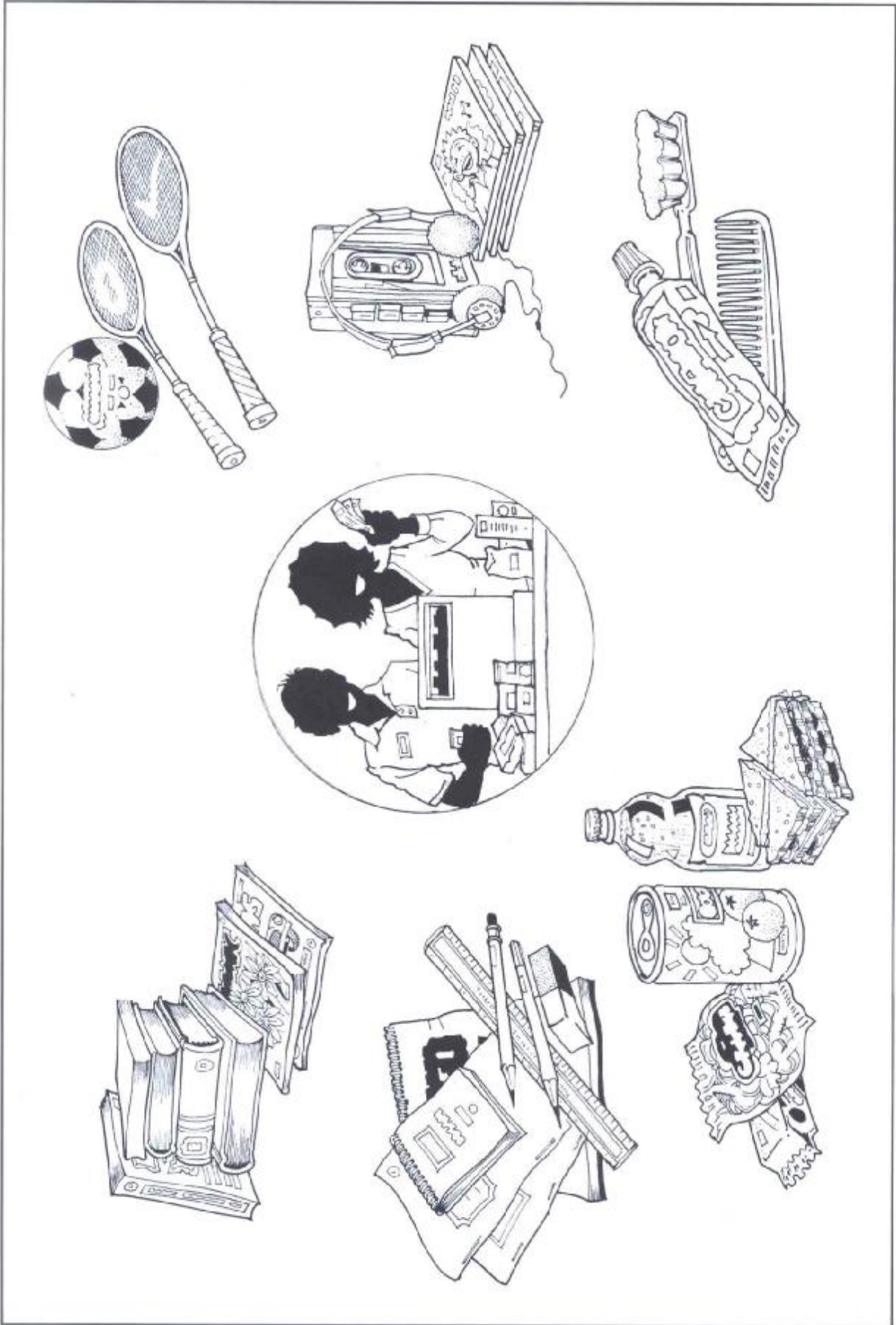
A **school** in your area wants to open a shop for students. Talk together about the type of things the shop should **sell** and which things will be the most **popular**. Explain why and discuss your opinions.

All right? Talk together.

*Allow the candidates enough time to complete the task without intervention.
Prompt only if necessary.*

Thank you. That's the end of the test.

Time: 4 minutes



SPEAKING TEST PART 1

02

General conversation

(saying who you are, asking for and giving individual information, spelling)

Say to both candidates:

I'd like you to pretend that you don't know each other. Ask questions to find out as much information as possible about each other.

In this section the examiner invites the candidates to ask each other questions in order to elicit information about personal details, home town, school, jobs, family etc.

At an appropriate point, candidates should be asked to spell something (e. g. name, hometown, e-mail address ...).

Time: 3 minutes

SPEAKING TEST PART 2

02

Responding to visual prompts

(describing and interpreting a picture or a photograph, talking about likes and dislikes)

Say to both candidates:

Now, I'm going to give each of you a photograph.

Candidate A, here is your photograph.

(Hand one of the photographs to Candidate A).

Would you show it to Candidate B and talk about it, please?

Candidate B, you just listen to Candidate A. I'll give you a photograph in a moment.

Candidate A, please tell us what you can see in your photograph.

Approximately one minute.

If there is a need to intervene, prompts rather than direct questions should be used.

Now, Candidate B, here is your picture.

(Hand the second photograph to Candidate B).

Would you show it to Candidate A and tell him/her about it, please?

Approximately one minute.

Say to both candidates:

Your photographs show **people taking photographs**. Now, I'd like you to talk together about the type of photos **you** like to **take**, and the type of photos you like to **look at**.

Allow the candidates enough time to complete the task without intervention.

Prompt only if necessary.

Time: 5 minutes



2A



2B

SPEAKING TEST PART 3

02

Simulated situation

(making and responding to suggestions, agreeing and disagreeing; making choices)

Say slowly to both candidates:

I'm going to describe a situation to you.

Someone you know has just moved into a **new flat**. You want to visit your friend and take a **present**. Talk together about the **kind** of presents you can buy and then decide **what** to take. Explain why and discuss your opinions.

Here is a picture with some ideas to help you.

Hand over the picture sheet to the candidates.

Just think for a few seconds.

Pause

I'll say that again.

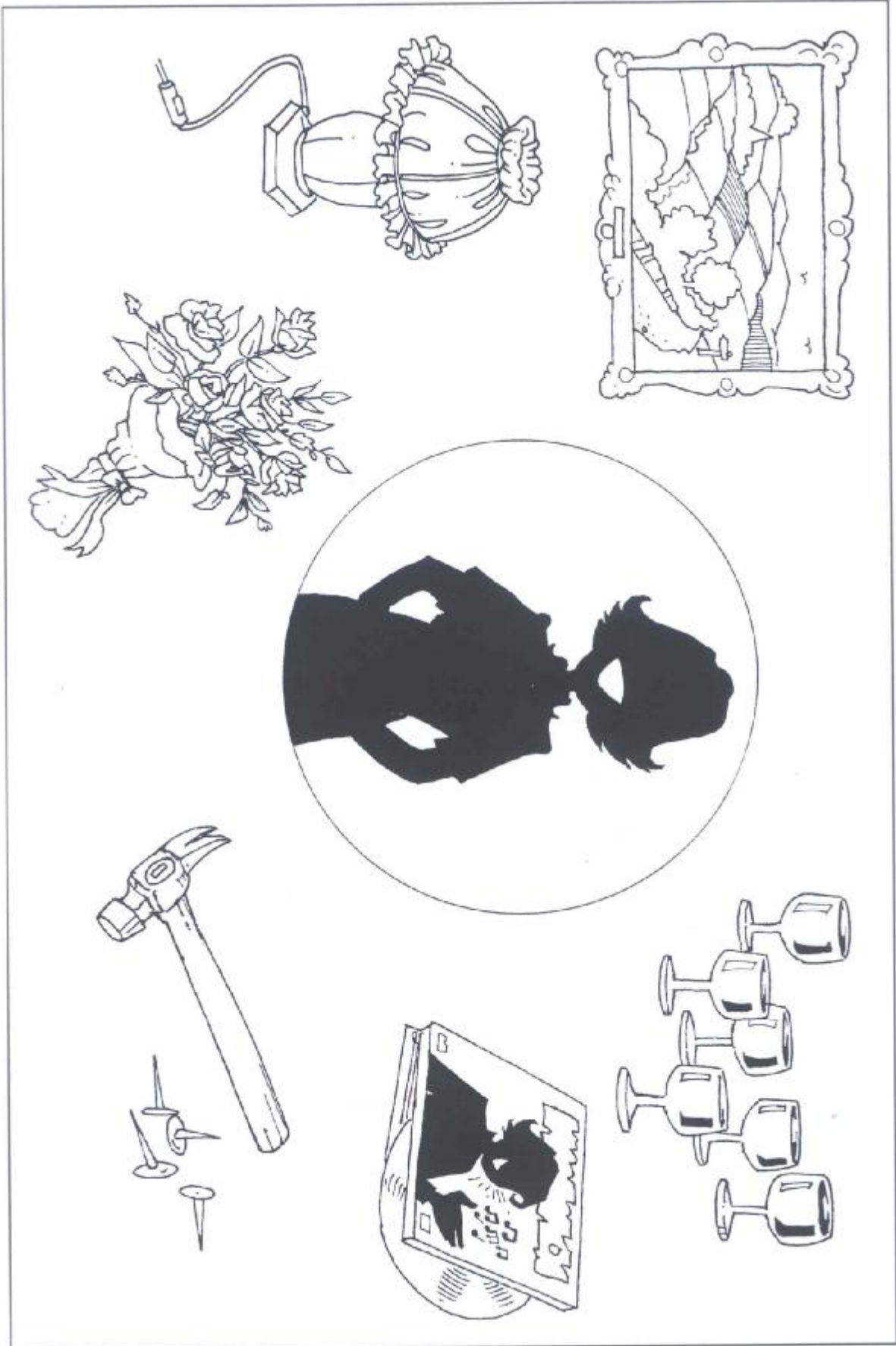
Someone you know has just moved into a **new flat**. You want to visit your friend and take a **present**. Talk together about the **kind** of presents you can buy and then decide **what** to take. Explain why and discuss your opinions.

All right? Talk together.

*Allow the candidates enough time to complete the task without intervention.
Prompt only if necessary.*

Thank you. That's the end of the test.

Time: 4 minutes



SPEAKING TEST PART 1

03

General conversation

(saying who you are, asking for and giving individual information, spelling)

Say to both candidates:

I'd like you to pretend that you don't know each other. Ask questions to find out as much information as possible about each other.

In this section the examiner invites the candidates to ask each other questions in order to elicit information about personal details, home town, school, jobs, family etc.

At an appropriate point, candidates should be asked to spell something (e. g. name, hometown, e-mail address ...).

Time: 3 minutes

SPEAKING TEST PART 2

03

Responding to visual prompts

(describing and interpreting a picture or a photograph, talking about likes and dislikes)

Say to both candidates:

Now, I'm going to give each of you a photograph.

Candidate A, here is your photograph.

(Hand one of the photographs to Candidate A).

Would you show it to Candidate B and talk about it, please?

Candidate B, you just listen to Candidate A. I'll give you a photograph in a moment.

Candidate A, please tell us what you can see in your photograph.

Approximately one minute.

If there is a need to intervene, prompts rather than direct questions should be used.

Now, Candidate B, here is your picture.

(Hand the second photograph to Candidate B).

Would you show it to Candidate A and tell him/her about it, please?

Approximately one minute.

Say to both candidates:

Your photographs show **people enjoying their spare time in different ways**. Now, I'd like you to talk together about the kind of things **you** like to do in your spare time and the kind of things you **don't** like to do.

Allow the candidates enough time to complete the task without intervention.

Prompt only if necessary.

Time: 5 minutes



3A



3B

SPEAKING TEST PART 3

03

Simulated situation

(making and responding to suggestions, agreeing and disagreeing; making choices)

Say slowly to both candidates:

I'm going to describe a situation to you.

You are going to make **plans for a day out** with your pen friends. In your town, there are some interesting places to visit. Decide together which **three** places you are going to go to. Decide which you will go to **first**. Explain why and discuss your opinions.

Here is a picture with some ideas to help you.

Hand over the picture sheet to the candidates.

Just think for a few seconds.

Pause

I'll say that again.


You are going to make **plans for a day out** with your pen friends. In your town, there are some interesting places to visit. Decide together which **three** places you are going to go to. Decide which you will go to **first**. Explain why and discuss your opinions.

All right? Talk together.

*Allow the candidates enough time to complete the task without intervention.
Prompt only if necessary.*

Thank you. That's the end of the test.

Time: 4 minutes



SPEAKING TEST PART 1

04

General conversation

(saying who you are, asking for and giving individual information, spelling)

Say to both candidates:

I'd like you to pretend that you don't know each other. Ask questions to find out as much information as possible about each other.

In this section the examiner invites the candidates to ask each other questions in order to elicit information about personal details, home town, school, jobs, family etc.

At an appropriate point, candidates should be asked to spell something (e. g. name, hometown, e-mail address ...).

Time: 3 minutes

SPEAKING TEST PART 2

04

Responding to visual prompts

(describing and interpreting a picture or a photograph, talking about likes and dislikes)

Say to both candidates:

Now, I'm going to give each of you a photograph.

Candidate A, here is your photograph.

(Hand one of the photographs to Candidate A).

Would you show it to Candidate B and talk about it, please?

Candidate B, you just listen to Candidate A. I'll give you a photograph in a moment.

Candidate A, please tell us what you can see in your photograph.

Approximately one minute.

If there is a need to intervene, prompts rather than direct questions should be used.

Now, Candidate B, here is your picture.

(Hand the second photograph to Candidate B).

Would you show it to Candidate A and tell him/her about it, please?

Approximately one minute.

Say to both candidates:

Your photographs show pupils in a classroom. Now, I'd like you to talk together about what **you** like about school and what you **don't** like so much.

Allow the candidates enough time to complete the task without intervention.

Prompt only if necessary.

Time: 5 minutes



4A



4B

SPEAKING TEST PART 3

04

Simulated situation

(making and responding to suggestions, agreeing and disagreeing; making choices)

Say slowly to both candidates:

I'm going to describe a situation to you.

You are planning to **spend a few days together** after your exams. Decide **which place** you are going to stay at. Think about the **time of the year**, the **cost**, and **how you will get there**. Explain why and discuss your opinions.

Here is a picture with some ideas to help you.

Hand over the picture sheet to the candidates.

Just think for a few seconds.

Pause

I'll say that again.


You are planning to **spend a few days together** after your exams. Decide **which place** you are going to stay at. Think about the **time of the year**, the **cost**, and **how you will get there**. Explain why and discuss your opinions.

All right? Talk together.

*Allow the candidates enough time to complete the task without intervention.
Prompt only if necessary.*

Thank you. That's the end of the test.

Time: 4 minutes



SPEAKING TEST PART 1

05

General conversation

(saying who you are, asking for and giving individual information, spelling)

Say to both candidates:

I'd like you to pretend that you don't know each other. Ask questions to find out as much information as possible about each other.

In this section the examiner invites the candidates to ask each other questions in order to elicit information about personal details, home town, school, jobs, family etc.

At an appropriate point, candidates should be asked to spell something (e. g. name, hometown, e-mail address ...).

Time: 3 minutes

SPEAKING TEST PART 2

05

Responding to visual prompts

(describing and interpreting a picture or a photograph, talking about likes and dislikes)

Say to both candidates:

Now, I'm going to give each of you a photograph.

Candidate A, here is your photograph.

(Hand one of the photographs to Candidate A).

Would you show it to Candidate B and talk about it, please?

Candidate B, you just listen to Candidate A. I'll give you a photograph in a moment.

Candidate A, please tell us what you can see in your photograph.

Approximately one minute.

If there is a need to intervene, prompts rather than direct questions should be used.

Now, Candidate B, here is your picture.

(Hand the second photograph to Candidate B).

Would you show it to Candidate A and tell him/her about it, please?

Approximately one minute.


Say to both candidates:

Your photographs show **people riding**. Now, I'd like you to talk together about **your** favourite sports and about the kind of sports you **don't** like.

Allow the candidates enough time to complete the task without intervention.

Prompt only if necessary.

Time: 5 minutes



SPEAKING TEST PART 3

05

Simulated situation

(making and responding to suggestions, agreeing and disagreeing; making choices)

Say slowly to both candidates:

I'm going to describe a situation to you.

A friend asked you to **look after her 5-year-old son**, Sam, next Saturday afternoon and you need to decide **what you will do with him**. Decide together where you will take Sam. You will only have time to do **two things**. Explain why and discuss your opinions.

Here is a picture with some ideas to help you.

Hand over the picture sheet to the candidates.

Just think for a few seconds.

Pause

I'll say that again.


A friend asked you to **look after her 5-year-old son**, Sam, next Saturday afternoon and you need to decide **what you will do with him**. Decide together where you will take Sam. You will only have time to do **two things**. Explain why and discuss your opinions.

All right? Talk together.

*Allow the candidates enough time to complete the task without intervention.
Prompt only if necessary.*

Thank you. That's the end of the test.

Time: 4 minutes



SPEAKING TEST PART 1

06

General conversation

(saying who you are, asking for and giving individual information, spelling)

Say to both candidates:

I'd like you to pretend that you don't know each other. Ask questions to find out as much information as possible about each other.

In this section the examiner invites the candidates to ask each other questions in order to elicit information about personal details, home town, school, jobs, family etc.

At an appropriate point, candidates should be asked to spell something (e. g. name, hometown, e-mail address ...).

Time: 3 minutes

SPEAKING TEST PART 2

06

Responding to visual prompts

(describing and interpreting a picture or a photograph, talking about likes and dislikes)

Say to both candidates:

Now, I'm going to give each of you a photograph.

Candidate A, here is your photograph.

(Hand one of the photographs to Candidate A).

Would you show it to Candidate B and talk about it, please?

Candidate B, you just listen to Candidate A. I'll give you a photograph in a moment.

Candidate A, please tell us what you can see in your photograph.

Approximately one minute.

If there is a need to intervene, prompts rather than direct questions should be used.

Now, Candidate B, here is your picture.

(Hand the second photograph to Candidate B).

Would you show it to Candidate A and tell him/her about it, please?

Approximately one minute.



Say to both candidates:

Your photographs show **children in their room**. Now, I'd like you to talk together about what you like about **your** room at home and about the things you **don't** like about your room.

Allow the candidates enough time to complete the task without intervention.

Prompt only if necessary.

Time: 5 minutes



SPEAKING TEST PART 3

06

Simulated situation

(making and responding to suggestions, agreeing and disagreeing; making choices)

Say slowly to both candidates:

I'm going to describe a situation to you.

You are planning to **go out with your classmates for a meal**.
Decide together **where** you go to eat.
Explain why and discuss your opinions.

Here is a picture with some ideas to help you.

Hand over the picture sheet to the candidates.

Just think for a few seconds.

Pause

I'll say that again.

You are planning to **go out with your classmates for a meal**.
Decide together **where** you go to eat.
Explain why and discuss your opinions.

All right? Talk together.

*Allow the candidates enough time to complete the task without intervention.
Prompt only if necessary.*

Thank you. That's the end of the test.

Time: 4 minutes



SPEAKING TEST PART 1

07

General conversation

(saying who you are, asking for and giving individual information, spelling)

Say to both candidates:

I'd like you to pretend that you don't know each other. Ask questions to find out as much information as possible about each other.

In this section the examiner invites the candidates to ask each other questions in order to elicit information about personal details, home town, school, jobs, family etc.

At an appropriate point, candidates should be asked to spell something (e. g. name, hometown, e-mail address ...).

Time: 3 minutes

SPEAKING TEST PART 2

07

Responding to visual prompts

(describing and interpreting a picture or a photograph, talking about likes and dislikes)

Say to both candidates:

Now, I'm going to give each of you a photograph.

Candidate A, here is your photograph.

(Hand one of the photographs to Candidate A).

Would you show it to Candidate B and talk about it, please?

Candidate B, you just listen to Candidate A. I'll give you a photograph in a moment.

Candidate A, please tell us what you can see in your photograph.

Approximately one minute.

If there is a need to intervene, prompts rather than direct questions should be used.

Now, Candidate B, here is your picture.

(Hand the second photograph to Candidate B).

Would you show it to Candidate A and tell him/her about it, please?

Approximately one minute.

Say to both candidates:

Your photographs show **people doing water sports**. Now, I'd like you to talk together about **your** favourite sports and about the kind of sports you **don't** like.

Allow the candidates enough time to complete the task without intervention.

Prompt only if necessary.

Time: 5 minutes



SPEAKING TEST PART 3

07

Simulated situation

(making and responding to suggestions, agreeing and disagreeing; making choices)

Say slowly to both candidates:

I'm going to describe a situation to you.

You are going to **buy a present for your teacher who is in hospital after a road accident.** Decide together **what** you are going to buy. Think about what your teacher **can do** and what he **might enjoy**. Explain why and discuss your opinions.

Here is a picture with some ideas to help you.

Hand over the picture sheet to the candidates.

Just think for a few seconds.

Pause

I'll say that again.

You are going to **buy a present for your teacher who is in hospital after a road accident.** Decide together **what** you are going to buy. Think about what your teacher **can do** and what he **might enjoy**. Explain why and discuss your opinions.

All right? Talk together.

*Allow the candidates enough time to complete the task without intervention.
Prompt only if necessary.*

Thank you. That's the end of the test.

Time: 4 minutes



SPEAKING TEST PART 1

8

General conversation

(saying who you are, asking for and giving individual information, spelling)

Say to all candidates:

I'd like you to pretend that you don't know each other. Ask questions to find out as much information as possible about each other.

In this section the examiner invites the candidates to ask each other questions in order to elicit information about personal details, home town, school, jobs, family etc.

At an appropriate point, candidates should be asked to spell something (e. g. name, hometown, e-mail address ...).

Time: 4 minutes

SPEAKING TEST PART 2

8

Responding to visual prompts

(describing and interpreting a picture or a photograph, talking about likes and dislikes)

Say to all candidates:

Now, I'm going to give each of you a photograph.

Candidate A, here is your photograph.

(Hand one of the photographs to Candidate A).

Would you show it to Candidates B and C and talk about it, please?

(to Candidates B and C) You just listen to Candidate A. I'll give you your photographs in a moment.

Candidate A, please tell us what you can see in your photograph.

Approximately one minute.

If there is a need to intervene, prompts rather than direct questions should be used.

Now, Candidate B, here is your picture.

(Hand the second photograph to Candidate B).

Would you show it to Candidates A and C and tell them about it, please?

Approximately one minute.

Candidate C, here is your picture.

(Hand the third photograph to Candidate C).

Would you show it to Candidates A and B and tell them about it, please?

Approximately one minute.

Say to all candidates:

Your photographs show **people doing sport**. Now, I'd like you to talk together about the kind of sport **you** like doing in your spare time and the kind of sport you **don't** like doing. Explain why and discuss your opinions


Allow the candidates enough time to complete the task without intervention.

Prompt only if necessary.

Time: 6 minutes



8A



8B

8C



SPEAKING TEST PART 3

8

Simulated situation

(making and responding to suggestions, agreeing and disagreeing; making choices)

Say slowly to all candidates:

I'm going to describe a situation to you.

You are the winner of a quiz competition. You've been offered to spend a day with a **famous person from the US**. Talk together about the different people you could meet. Then decide **which one to choose**. Explain why and discuss your opinions.

Here is a picture with some ideas to help you.

Hand over the picture sheet to the candidates.

Just think for a few seconds.

Pause

I'll say that again.


You are the winner of a quiz competition. You've been offered to spend a day with a **famous person from the US**. Talk together about the different people you could meet. Then decide **which one to choose**. Explain why and discuss your opinions.

All right? Talk together.

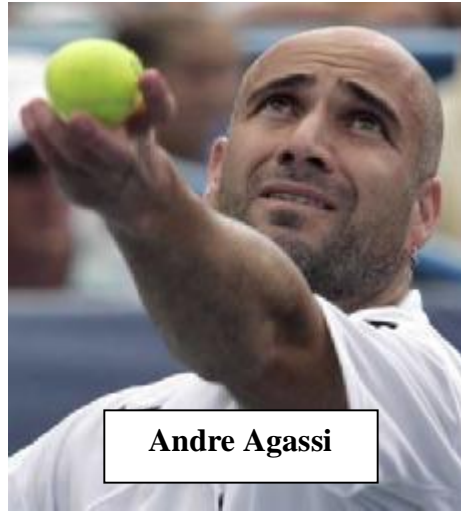
Allow the candidates enough time to complete the task without intervention. Prompt only if necessary.

Thank you. That's the end of the test.

Time: 5 minutes



George W. Bush



Andre Agassi



Madonna



Will Smith



Eminem



Bill Gates