



PRELIMINARY ENGLISH TEST

for Schools

Reading and Writing

CEP/SSU

SAMPLE TEST 2

Time 1 hour 30 minutes

INSTRUCTIONS TO CANDIDATES

Do not open this question paper until you are told to do so.

Write your name, centre number and candidate number on your answer sheets if they are not already there.

Read the instructions for each part of the paper carefully.

Answer all the questions in Reading Parts 1 – 5 and Writing Parts 1 and 2.

Answer only **one** question from Writing Part 3.

Read the instructions on the answer sheets.

Write your answers on the answer sheets. Use a pencil.

You **must** complete the answer sheets within the time limit.

At the end of the test, hand in both this question paper and your answer sheets.

INFORMATION FOR CANDIDATES

READING

Questions **1 – 35** carry one mark.

WRITING

Questions **1 – 5** carry one mark.

Part 2 (Question **6**) carries five marks.

Part 3 (Question **7** or **8**) carries fifteen marks.

Reading • Part 1

Questions 1 – 5

Look at the text in each question.
What does it say?

Mark the correct letter **A**, **B** or **C** on your answer sheet.

Example:

0



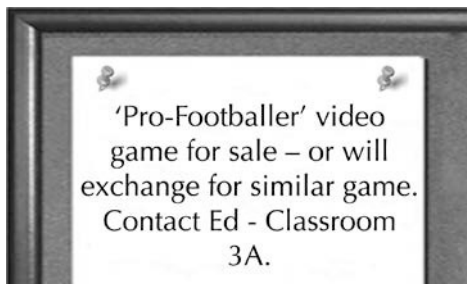
Why has Petra sent this text?

- A She's inviting Vicki to stay with her.
- B She wants to meet Vicki at school.
- C She's hoping Vicki will cook dinner.

Answer:


0	<input checked="" type="radio"/> A	<input type="radio"/> B	<input type="radio"/> C
---	------------------------------------	-------------------------	-------------------------

1



- A You can offer Ed a lower price for his video game.
- B Ed would like to find a good value game to buy.
- C If you give Ed a game you may get his one free.

2



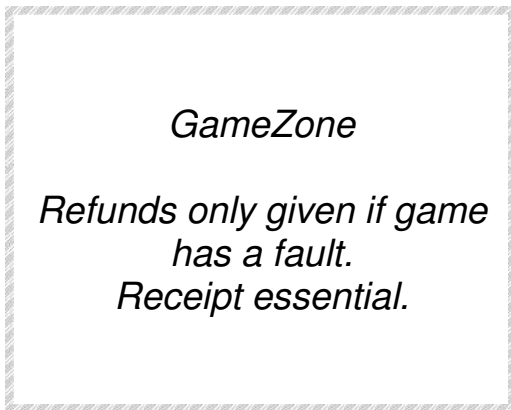
- A You can use a computer for up to quarter of an hour without booking.
- B You must book a session 15 minutes before using a computer.
- C You can only use the computer at reception for a limited time.

3



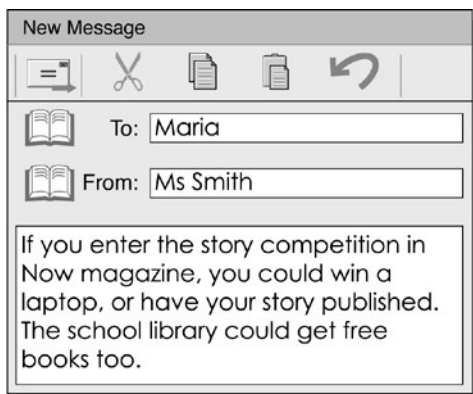
- A Joe's mum can no longer take Pete to the party.
- B Joe will wait for his lift at the garage tomorrow.
- C Joe's brother will bring both boys home later on.

4



- A You will get your money back from Gamezone if your game gets broken.
- B If there's a problem with a game, you must prove it's from Gamezone.
- C Refunds are available at Gamezone even if your receipt is lost.

5



- If Maria wins the competition,**
- A a magazine will write a story about her.
 - B both she and her school will benefit.
 - C the school library will give her some books.

Reading • Part 2

Questions 6 – 10

The young people below are all interested in science.

On the opposite page there are descriptions of eight events at science museums.

Decide which event would be the most suitable for the following people.

For questions 6 – 10, mark the correct letter (A – H) on your answer sheet.

6



William would love to work with scientists doing research. He's concerned about problems in today's world and wants to get involved in scientific studies at a local and global level.

7



Penny prefers to explore an event at her own speed. She enjoys watching live performances that make science exciting, and would like to eat somewhere interesting while she's there.

8



Zack likes to explore what goes on in machines and learn about how technology changes the way people live, and how computers might change in the future. He also has an interest in stars and planets.

9



Ella wants to see scientists doing live experiments, and find out the results of the work later on. She's interested in discovering what goes into the preparation for a scientific trip.

10



Steven likes to discover science at museums by getting involved. He hopes to spend the whole day and have a picnic, and is interested in finding out about the people behind important scientific discoveries.

Science events

A Sci-City

Discover the world of science through special viewing windows, and learn about modern scientific techniques and technology by watching what goes on in real laboratories. Register online to ask scientists questions about the information collected from their experiments. And try our video game to select the right equipment for different research expeditions.

B Discovery-Zone

Read about science on giant computer screens, and find answers to questions like why you only see stars at night or why the sky is blue. There's information on everything from global warming to space exploration! You can also learn about the great scientific explorers, and the results of their expeditions.

C GoScience!

All the displays are labelled so you can choose your own route round and learn about a range of scientific topics without hurrying. Afterwards, find out what's in your meal in our specially-designed science café, or watch a show with our scientists bringing ideas to life in an entertaining way!

D Alive

Make your experience come alive by listening to a recorded guide as you walk around the exhibits in your own time. Hear voices from the first moon landing, or listen to information telling you about famous scientists through history. Share your thoughts on our online noticeboard.

E Explore

Help scientists with real projects at this event, and hear all about their experiences! Stay involved afterwards; join people over the world in completing online climate questionnaires, collecting figures for temperature or rainfall. Find out about where you live by taking part in experiments checking pollution levels in the air and in river water.

F Universe

See inside a spaceship that went to the Moon, and find out what effect space trips have had on the world today. You'll learn about the advanced technology involved and some possible developments. And if you come to a late session, you can hear about what's happening above your head in the night skies!

G Science-in-Action

At our site, you can discover scientific technology with our up-to-date video guides. We have a huge selection on scientists who have travelled the world collecting information, and you can read their reports online as well, or why not buy one of the videos to watch again at home?

H Newman' s

Learn about the greatest scientists in the Modern World exhibition of objects and inventions which changed our world. There are experiments for you to try in the physics and chemistry zone. Discover how aeroplanes fly or why oil floats on water! Our café sells snacks or bring your own to eat here in our beautiful gardens.

Reading • Part 3

Questions 11 – 20

Look at the sentences below about a young guitarist.

Read the text on the opposite page to decide if each sentence is correct or incorrect.

If it is correct, mark **A** on your answer sheet.

If it is not correct, mark **B** on your answer sheet.

- 11 Anna was encouraged to play guitar as a way of keeping busy in her free time.
- 12 Her father was confident that she would become a good player quickly.
- 13 Her father was expecting to provide financial support for Anna's lessons for a long time.
- 14 Anna's tutor let her perform at the Bandschool concert as she had done all the levels.
- 15 Despite studying all the levels, many students at Bandschool worry about appearing in the concert.
- 16 Anna found playing well at the concert hard because she was so young at the time.
- 17 During the concert, musicians are expected to play something that they have created themselves.
- 18 Students choose their favourite songs to perform for a competition judged by the audience.
- 19 Anna's recordings of herself playing guitar on the internet have become popular.
- 20 Anna plans to get closer to her dream of playing in her own band soon.

Young Guitarist

11-year-old Anna Peak's ambition to become a top guitarist is looking very likely to come true! Talented Anna only took up the instrument two years ago when she started playing her dad's guitar as something to do at home. Proud father Matt said: 'I love the guitar so I suggested it as a hobby for her. We did a few short sessions together and she got on really well, practising every day. We were all surprised at how she improved.' She's further developed her skills by attending weekly lessons at Bandschool, a school which aims to train the musicians of the future. Matt says, 'I say if you start something you should keep it up, but I thought I'd have to pay for lessons for years, so I'm very pleased that she's making such fast progress!'

According to her guitar tutor at Bandschool, it wasn't long before Anna was playing tunes accurately, and asking to take part in the school's annual concert for staff, parents and, most importantly, professionals in the music industry. Her tutor agreed to let Anna play as she had few problems with the music involved. Normally only students who have completed all the levels at the school take part. Performing live makes most students, no matter how talented, feel nervous. Anna though, despite her age, gave a brilliant performance and now seems ready for a future in rock and roll.

The event is an opportunity for musicians to show their skills in various ways, including playing a piece of music using advanced techniques and showing an ability to play different styles. Musicians are also asked to write an original tune, which of course they practise a lot before performing at the concert. There's also a competition at the end, when everyone who has taken part tries to play popular songs suggested by the audience – who also get to vote on whose performance they liked the best!

The young player is already becoming internationally well-known after posting videos online of her performances, which have attracted lots of viewers. She said: 'Very few girls take up the guitar - it's so often chosen by boys. I hope what I've done has proved that girls can play too.' As a reward for her incredible achievement, Anna's dad has bought her a new guitar and she intends to start a group herself later this year.

Reading • Part 4

Questions 21 – 25

Read the text and questions below.

For each question, mark the correct letter **A**, **B**, **C** or **D** on your answer sheet.

Tessa Sabin– environmental champion

When I was 15, I joined an environmental group called *Green Teens*, better known as GT. GT aims to inform students about ways of protecting the world we live in. I had already started a Lunch Club project at our school and invited the leader of GT, Jed Harvey, to a meeting. The project was supposed to get our canteen to reduce waste. After listening to Jed's advice about how to go about this, the Lunch Club project achieved its aims. There was less waste and besides this, the food also improved in quality.

As a result, I was invited to join GT's *Green Challenge*. I had to invent an internet challenge on an environmental topic for each day during the month of October. These were designed to make us think about modern life and its negative effects, like pollution, on our surroundings, and then suggest solutions. When the results of the completed challenges were posted on the GT website we received positive comments from all over the country. In fact, because of the interest the challenges have created, the project will be repeated in the near future.

Being a member of GT has made me think about my own life too. I thought I'd have to make huge changes to become more environmentally friendly. However, I now see there are loads of little things we can do daily to reduce the damage we do to the world around us, from recycling clothes to saving fuel by not leaving electrical items switched on. It doesn't matter where you live – everyone can do something useful. Even tiny changes will help to look after the planet for the next generation.

- 21 What is Tessa Sabin's main aim in this text?
- A to tell readers about her problems starting an environmental group
 - B to describe her role within an environmental organisation
 - C to provide some detailed examples of environmental problems
 - D to report on the most efficient way of preventing environmental damage
- 22 What does Tessa tell us about her work on the Lunch Club project?
- A She got the idea to run it from the leader of GT.
 - B She started it because students wanted better food.
 - C She managed to change things at her school.
 - D She organised a meeting with staff at her school.

- 23 Tessa's work on the *Green Challenge* involved
- A requesting ideas for projects to give to students.
 - B suggesting a daily issue for young people to consider.
 - C replying to comments online about the environment.
 - D researching the effects of pollution in her local area.
- 24 In Tessa's opinion, young people should care for the environment by
- A making small changes to their usual behaviour.
 - B buying recycled goods whenever they can.
 - C making the older generation try and do more.
 - D using less electrical equipment in the home.

25 Which post might Tessa leave on the *GT* message board?

A

Why not join us? You'll be able to work together with other young people of all ages around the world.

B

I was so surprised when this organisation asked me to work for them as I'd never heard of them before.

C

I find it rather disappointing that young people show little interest in looking after the environment.

D

Coming soon - *Green Challenge 2*. Another chance to make a difference to the world around you.

Reading • Part 5

Questions 26 – 35

Read the text below and choose the correct word for each space.
For each question, mark the correct letter **A**, **B**, **C** or **D** on your answer sheet.

Example:

0 **A** around **B** on **C** inside **D** over

Answer:

0	A <input checked="" type="checkbox"/>	B <input type="checkbox"/>	C <input type="checkbox"/>	D <input type="checkbox"/>
----------	---	--------------------------------------	--------------------------------------	--------------------------------------

Street surfing

Street-surfing is a popular sport **(0)** the world. If you haven't experienced it, let me **(26)** it to you.

It's similar to skateboarding, but also surfing and snowboarding too. You ride a board with a set of wheels at each end **(27)** move in all directions, so the board turns easily. Riders use their weight to move the board **(28)** the ground. This gives them great control as well as the **(29)** to do amazing turns!

Although the sport's quite new, there are lots of internet video clips of people **(30)** amazing tricks while street-surfing. In **(31)**, when people are street-surfing it almost seems like they're riding on snow rather **(32)** a street! It's easy to learn, and can **(33)** you an experience you've never **(34)** before, so why not take it up? You won't **(35)** it!

- 26 A inform B advise C tell D describe
- 27 A where B whose C which D when
- 28 A along B past C among D between
- 29 A access B ability C appearance D activity
- 30 A performing B making C attracting D entertaining
- 31 A advance B detail C case D fact
- 32 A of B as C than D to
- 33 A offer B take C arrange D serve
- 34 A seemed B had C involved D gained
- 35 A blame B complain C disappoint D regret

Writing • Part 1

Questions 1 – 5

Here are some sentences about a family camping holiday.

For each question, complete the second sentence so that it means the same as the first.

Use no more than three words.

Write only the missing words on your answer sheet.

You may use this page for any rough work.

Example:

0 The journey to the campsite took three hours.

It took three hours to the campsite.

Answer: 0

to travel

1 The manager of the campsite welcomed the family at reception.

The family at reception by the manager of the campsite.

2 The swimming pool at the campsite was smaller than James had expected.

The swimming pool wasn't as James had expected.

3 'How about playing tennis with me?' James asked his sister.

James asked his sister if she like to play tennis with him.

4 They stopped playing tennis because it got very dark.

It got dark to play tennis so they had to stop.

5 The camp shop manager said he was sorry that they had no more ice-creams.

The camp shop manager apologised for having any more ice-creams.

Writing • Part 2

Question 6

You are having a party this weekend.

Write an email to your English friend Jerry. In your email, you should:

- invite Jerry to the party
- explain why you are having the party
- tell Jerry what you are going to do at the party.

Write **35-45 words** on your answer sheet.

Writing • Part 3

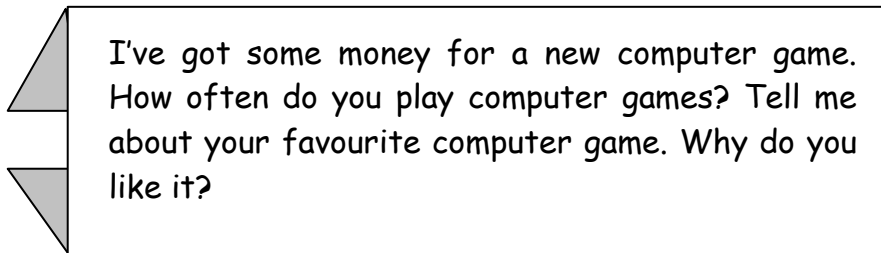
Write the answer to **one** of the questions (**7** or **8**) in this part.

Write your answer in about **100 words** on your answer sheet.

Tick the box (Question **7** or Question **8**) on your answer sheet to show which question you have answered.

Question 7

- This is part of a letter you receive from an English friend.



- Now write a letter, answering your friend's questions.
- Write your **letter** in about 100 words on your answer sheet.

Question 8

- Your English teacher has asked you to write a story.
- Your story must begin with this sentence:

Jo looked inside the cupboard and jumped back in surprise.

- Write your **story** in about 100 words on your answer sheet.

**Do not write your answer
on this page.**

**You must write your answer for
Writing Part 3 on
the separate answer sheet.**



To practise your English and prepare for your exam:

www.cambridgeenglish.org/exams/first/how-to-prepare

www.cambridgeenglish.org/learning-english



For teachers, find lesson plans and more sample materials:

www.cambridgeenglish.org/teaching-english

www.cambridgeenglish.org/teaching-english/resources-for-teachers

Acknowledgements

Texts

Reading Part 3, page 8: © Mail Online

Reading Part 3, page 9: © Amazing Kids! / Alyse Rome

Reading Part 3, page 11: "Special acknowledgement to www.kidzworld.com for providing this article – a safe, secure, online community for kids and teens."

Pictures

Reading Part 2, page 4:

© BestPhotoStudio / Shutterstock.com

© StockLite / Shutterstock.com

© Bonita R. Cheshier / Shutterstock.com

© Tracy Whiteside / Shutterstock

Reading Part 2, page 5:

© Vadim Kozlovsky / Shutterstock

PRELIMINARY for Schools SAMPLE TEST

READ & WRITE

Test

READING

PART 1

1	C
2	A
3	C
4	B
5	B

PART 4

21	B
22	C
23	B
24	A
25	D

PART 2

6	E
7	C
8	F
9	A
10	H

PART 5

26	D
27	C
28	A
29	B
30	A
31	D
32	C
33	A
34	B
35	D

PART 3

11	A
12	B
13	A
14	B
15	A
16	B
17	A
18	B
19	A
20	A

WRITING PART 1

Part 1		ACCEPT	
1	was/were welcomed		
2	big/large as		
3	would		
4	too		
5	not		